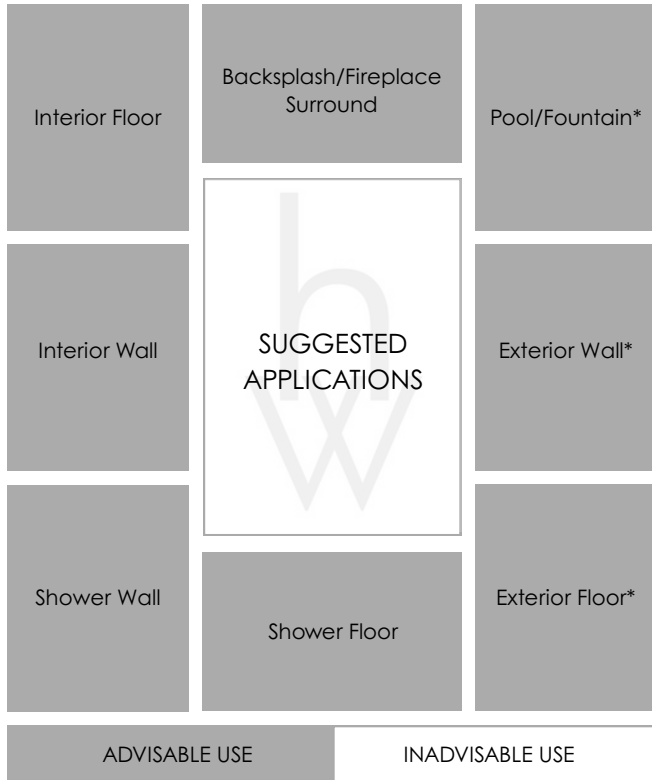




hollingsworth

THE HW ZELLIGE PLAID MOSAIC



Not freeze or thaw resistant

APPLICATION NOTES

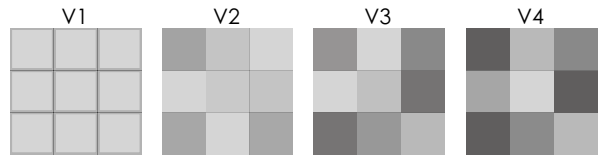
All finishes are suitable for use in wet environments, including steam showers, provided they are properly installed, sealed, and maintained.

INSTALLATION/MAINTENANCE

HW Tile assumes no responsibility for installation

- Installation constitutes acceptance of the product.
- Tile should be installed by a licensed and experienced professional tile setter.
- Installation should adhere to the standards outlined by the Tile Council of North America (TCNA) or the American National Standards Institute (ANSI).
- All tile must be inspected PRIOR to installation.
- Dry-lay tile before installation to ensure proper color blending and uniformity.
- Tile must be sealed before grouting to prevent dark grout from staining crackle finishes.
- Hollingsworth recommends a grouted test panel to evaluate the final appearance of grouted materials prior to installation.
- After installation, tile and grout should be re-sealed and regularly maintained.

VARIATION LEVEL



This collection is V3

1. Minimal Variation - Uniform color with little to no difference.
2. Slight Variation - Minor, subtle color differences expected.
3. Moderate Variation - Noticeable range of light and dark tones.
4. High Variation - Wide range of tones from light to dark.

PRODUCT VARIATION

Color, size, and surface variations are inherent characteristics of our handmade tile and natural stone. Minor variations contribute to its unique appeal. Please refer to our color variation chart for guidance, or contact us for additional details.


THE ZELLIGE PLAID MOSAIC DETAILS

MATERIAL

Natural, Unrefined Clay

Expect imperfections, significant variations in precise size, color, and tone, as well as pits and chips.

AVAILABLE SIZE



11.811" x 11.811" Sheet

COLOR

White, Blue Marine and Lagoon Mesh

TILE THICKNESS

3/8"
Sizes are nominal*

GROUT SPACING

1/16" to 1/8"